











Helping all people
live healthy lives

Order of Draw for Multiple Tube Collections

Closure Color	Collection Tube	Mix by Inverting
BD Vacutainer® Blood Collection Tubes (glass or plastic)		
	• Blood Cultures - SPS	8 to 10 times
	• Citrate Tube	3 to 4 times
	• BD Vacutainer® SST™ Gel Separator Tube	5 times
	• Serum Tube (glass or plastic)	5 times (plastic) none (glass)
	• Heparin Tube	8 to 10 times
	• BD Vacutainer® PST™ Gel Separator Tube With Heparin	8 to 10 times
	• EDTA Tube	8 to 10 times
	• Fluoride (glucose) Tube	8 to 10 times

Glass or plastic serum tubes not containing clot activator may be drawn before the coagulation tube.

NCCLS H3-A5, Vol.23, No.32, 8.10.2

NOTE: Always follow your facility's protocol for order of draw

BD Diagnostics

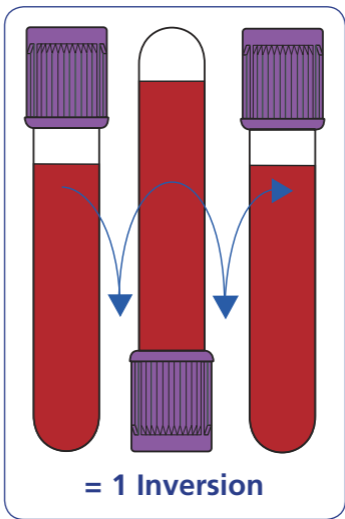
Preanalytical Systems

BD Global Technical Services 1.800.631.0174

BD Customer Service 1.888.237.2762

www.bd.com/vacutainer

Mix Tubes by Inverting the Recommended Number of Times



BD Diagnostics Preanalytical Systems

BD, BD Logo and all other trademarks are property of
Becton, Dickinson and Company. ©2004 BD. 2/04 VS5734-2
www.bd.com/vacutainer